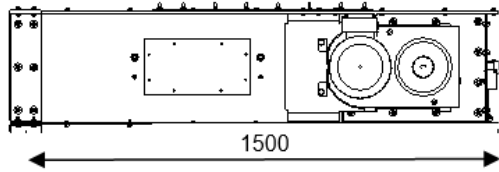


# Cimbria Waste Conveyor

## TYPE RW-30

### TECHNICAL INFORMATION

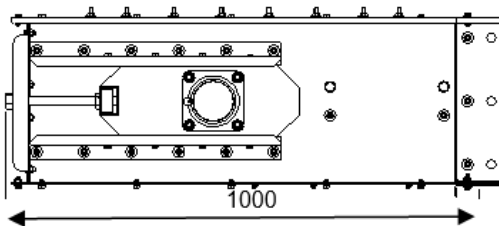


Drive section 1.5 kW, 1 500 mm

Art. no. RTG 318-671

Drive section 2.2 kW, 1 500 mm

Art. no. RTG 318-672

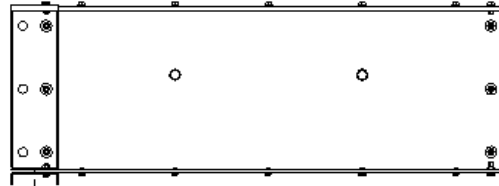


Tension section, 1 000 mm

Art. no. RTG 381

Tension section, 1 000 mm, reversible

Art. no. RTG 382 R



Middle section 500 mm, horizontal

Art. no. RTG 331

Middle section 1 000 mm, horizontal

Art. no. RTG 333

Middle section 3 000 mm, horizontal

Art. no. RTG 337

Middle section 500 mm, 60° and 90° vertical

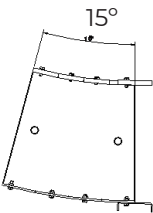
Art. no. RTG 3315

Middle section 1 000 mm, 60° and 90° vertical

Art. no. RTG 3335

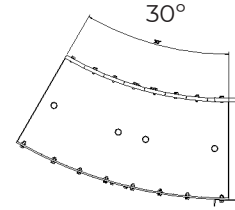
Middle section 3 000 mm, 60° and 90° vertical

Art. no. RTG 3375

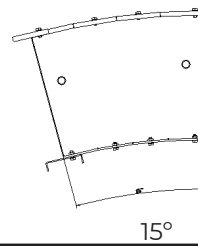


Upwards bend, 15°

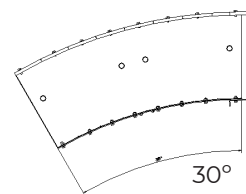
Art. no. RTG 364



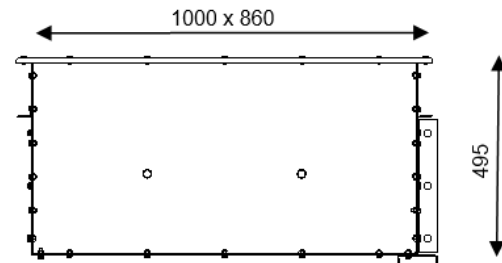
Upwards bend, 30°  
Art. no. RTG 366



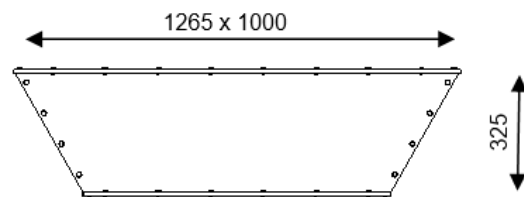
Downwards bend, 15°  
Art. no. RTG 363



Downwards bend, 30°  
Art. no. RTG 368



Intake pit section - Art. no. RTG 340



Extension intake pit - Art. no. RTG 33115

Lid on intake pit - Art. no. RTG 3447

Motor driven shutter - Art. no. RLG7

Speed guard - Art. no. PH30050AT3DT6

Support 0.5 m - Art. no. RTG 0050

Support 1.0 m - Art. no. RTG 0100

Support 2.0 m - Art. no. RTG 0200

Explosion panel, 150 x 600 mm